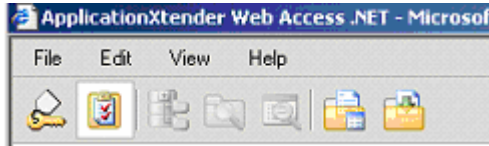
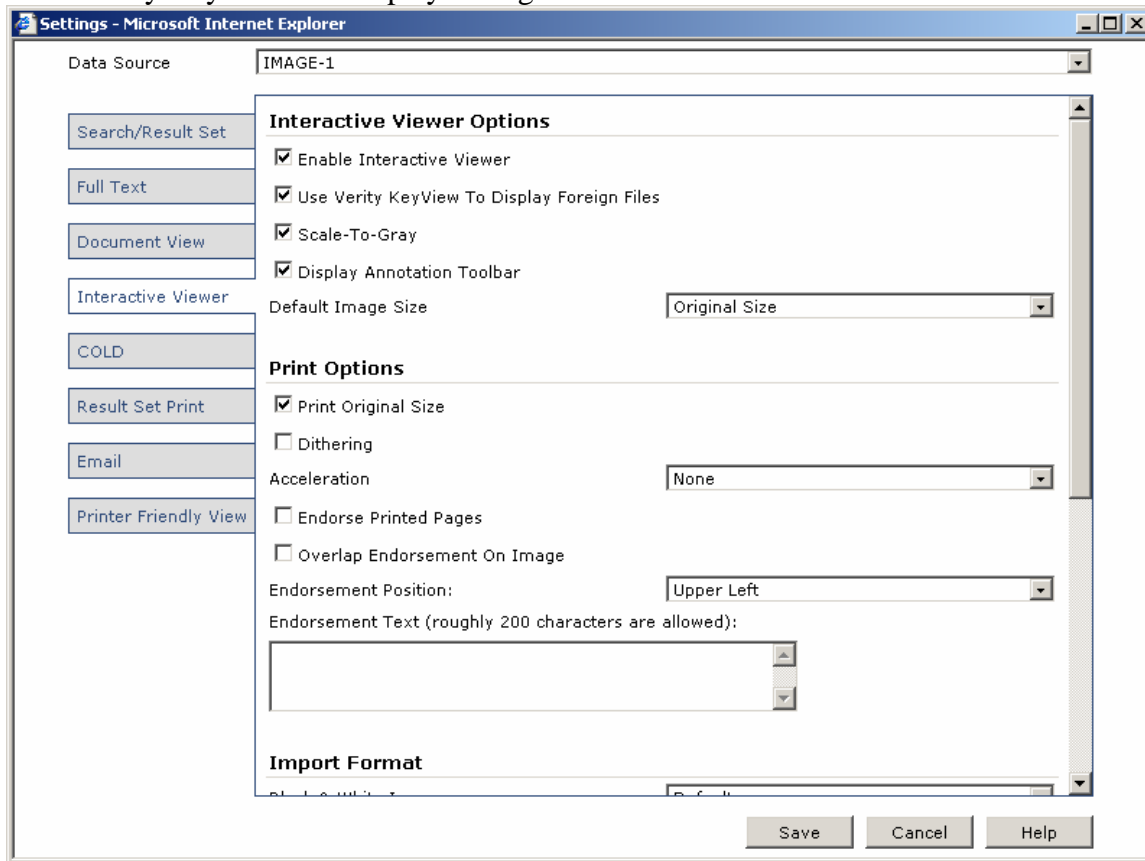


To change your configuration settings, on the Application View window, click on the “clipboard” icon:

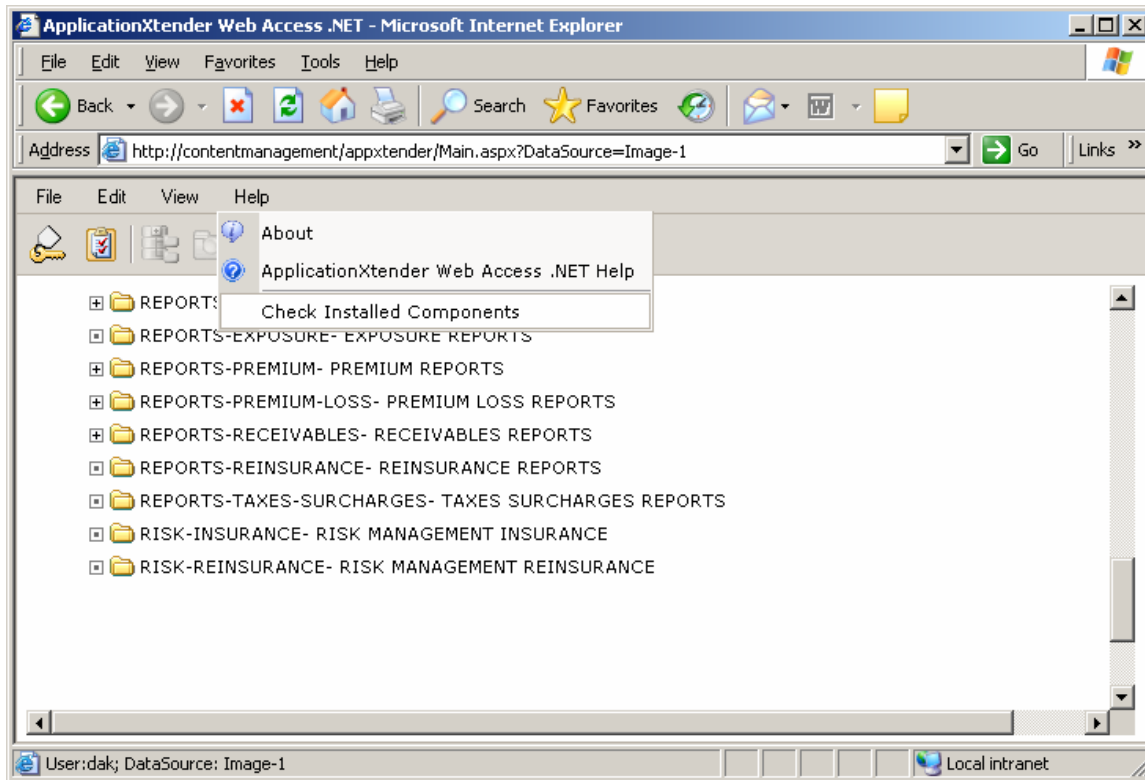


A set of settings tabs will be displayed. Select the “Interactive Viewer” tab and make sure the “Use Verity KeyView To Display Foreign Files” checkbox is selected.

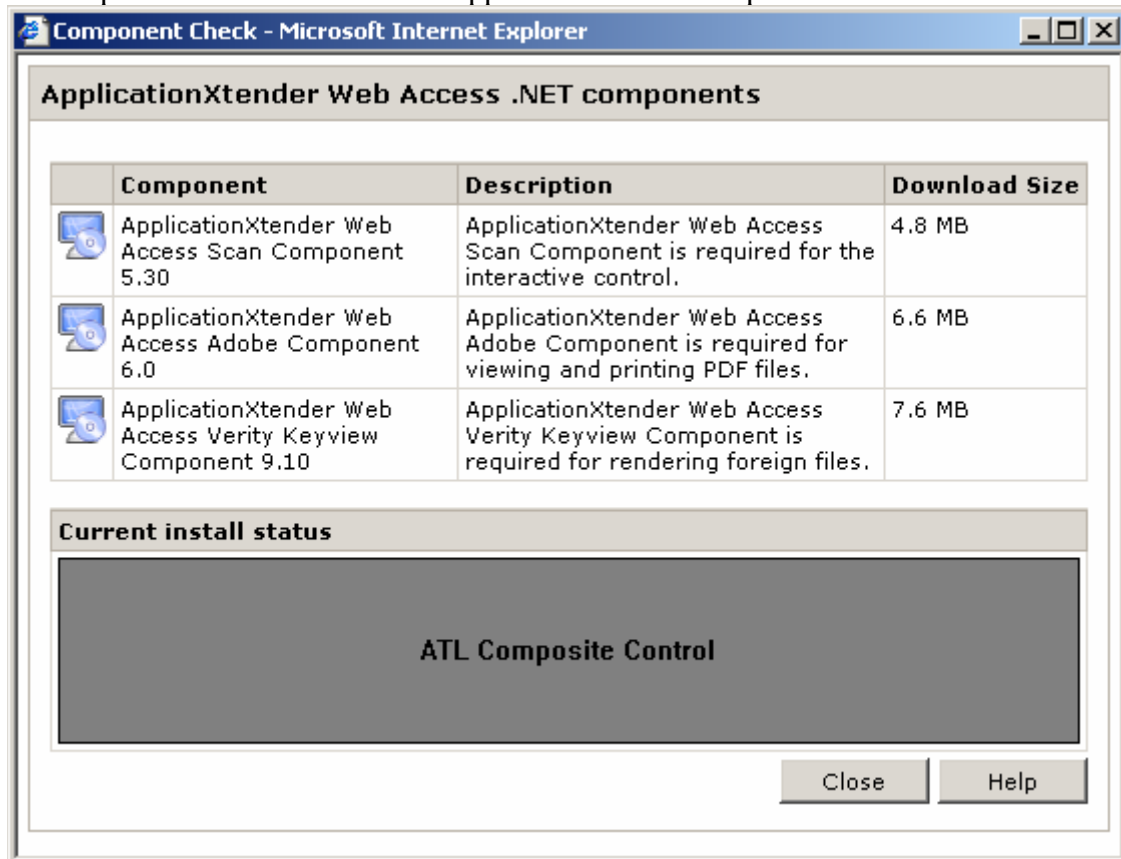


Click the “Save” button at the bottom of the screen and you will be returned to the Application View.

Once the configuration settings have been verified, it will be necessary to confirm that the necessary components are installed. On the Application View window, from the menu, select Help > Check Installed Components.






A Component Check window will appear with three Components listed:



To display files with foreign file types, click on the ICON associated with the third component, ApplicationXtender Web Access Verity Keyview Component 9.10. The component will be installed. If PDF files are not displaying correctly, click on the ICON associated with the second component, ApplicationXtender Web Access Adobe Component 6.0. If you click on the grey area on the lower portion of the screen, you will see what components are actually installed:

ApplicationXtender Web Access .NET components

Component	Description	Download Size
 ApplicationXtender Web Access Scan Component 5.30	ApplicationXtender Web Access Scan Component is required for the interactive control.	4.8 MB
 ApplicationXtender Web Access Adobe Component 6.0	ApplicationXtender Web Access Adobe Component is required for viewing and printing PDF files.	6.6 MB
 ApplicationXtender Web Access Verity Keyview Component 9.10	ApplicationXtender Web Access Verity Keyview Component is required for rendering foreign files.	7.6 MB

Current install status

ApplicationXtender Scanning Component:	Not Installed
ApplicationXtender Adobe Component 6.0:	Not Installed
ApplicationXtender Keyview Component:	Not Installed

Close Help

Retry opening the document to view the pages.